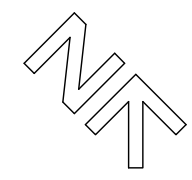





THIS DRAWING IS TO BE READ IN CONJUNCTION WITH SEPARATE GROUP / SITE SPECIFIC CONSTRUCTION NOTES AND MATERIALS SPECIFICATION.

Notes.



- KEY:**
-  EXISTING PROW - NOT AFFECTED
 -  EXISTING PROW - TO BE TEMPORARILY CLOSED
 -  PROPOSED PROW - TEMPORARY DIVERTED ROUTE

Revision.

-	-	-	-
---	---	---	---

Job.	FILANDS, MALMESBURY WILTSHIRE		
Title.	PROW PLAN (TEMP)		
Scale.	1:1250@A3	Drawn.	CJB
Date.	AUG 2021	Checked.	

THIS DRAWING AND THE BUILDING WORKS DEPICTED ARE THE COPYRIGHT OF BLOOR HOMES LIMITED AND MAY NOT BE REPRODUCED OR AMENDED EXCEPT BY WRITTEN PERMISSION. NO LIABILITY WILL BE ACCEPTED FOR AMENDMENTS MADE BY OTHER PERSONS



BLOOR HOMES LIMITED
Unit 7, Latham Road
Swindon, SN25 4DL
TELEPHONE 01793 835600 FACSIMILE 01793 835601

Drawing No.	SW146-EN-2002
-------------	---------------



MALMESBURY

